


Sharon R. Bock
CLERK & COMPTROLLER
SELF SERVICE CENTER

Your Guide Through The Courts



Packet #3


Revised 01/2015

**PETITION FOR DISSOLUTION OF
MARRIAGE WITH NO DEPENDENT OR
MINOR CHILD(REN) OR PROPERTY**

NON-REFUNDABLE

(83 PAGES)

\$20.00



SELF SERVICE CENTER SERVICES

All instructions and forms distributed by the Clerk & Comptroller are provided as a public service to persons seeking to represent themselves in court without the assistance of an attorney. These documents are meant to serve as a guide only, and to assist *pro se* (self-represented) litigants with their cases. Any person using these instructions and/or forms does so at his or her own risk, and the Clerk shall not be responsible for any losses incurred by any person in reliance on the instructions and/or forms.

Attorney Consultation*	\$15.00/15 minutes
Attorney Consultation*	\$30.00/30 minutes
Attorney Consultation*	\$60.00/60 minutes
Deputy Clerk Signing	\$3.50/signature
Notary signing	\$10.00/signature
Copies prior to filing	\$.15/page
Single Forms	\$1.00/page
Fax Services	\$1.00/page
Community Resource Referral- pamphlets	NO FEE

* Attorneys do **not** provide legal advice - will assist on procedural matters/filling out legal forms

****FEES ARE SUBJECT TO CHANGE WITHOUT NOTICE****

You may file and obtain information at the following locations:

Palm Beach County Courthouse
205 N. Dixie Highway, Rm #3.2200
West Palm Beach, Florida 33401
561-355-7048

North County Courthouse
3188 PGA Blvd
Palm Beach Gardens, Florida 33410
561-624-6650

South County Courthouse
200 W. Atlantic Ave.
Delray Beach, Florida 33444
561-274-1588

West County Courthouse
2950 State Road 15, Rm. #S-100
Belle Glade, Florida 33430
561-996-4843

The Self Service Information Line

Unified Family Court Dept. (for information regarding an existing case)

Visit us at our web site

Legal Aid Society (if you can't afford an attorney)

Lawyer Referral Service of the PBC Bar Association

(561) 355-7048


(561) 355-6511

www.mypalmbeachclerk.com

(561) 655-8944

(561) 687-3266

Revised 05/2013



PETITION FOR DISSOLUTION OF MARRIAGE WITH NO DEPENDENT OR MINOR CHILDREN OR PROPERTY

Packet # 3

This form may be used when a husband or wife is filing for a **dissolution of marriage**, and the husband and wife have no **marital assets** and/or **marital liabilities** and they do not have any dependent children nor is the wife is now pregnant.

<u>The Petitioner must complete and file the following forms:</u> (see instruction on each form)	Page
✓ Cover Sheet for Family Court Cases, form 12.928	14
✓ Petition for Dissolution of Marriage with No Dependent or Minor Child(ren) or Property 12.901 (b)(3), (05/12)	19
✓ Notice of Related Cases 12.900(h), (09/12)	23
✓ Family Law Financial Affidavit (Short Form) 12.902(b) (income less than \$50,000), (01/15)	29
✓ Family Law Financial Affidavit (Long Form) 12.902(c) (income more than \$50,000). By request only.	
✓ Notice of Social Security Number 12.902(j)	37
✓ Summons: Personal Service on an Individual 12.910(a), (09/12)	43
✓ Process Service Memorandum 12.910(b)	48
✓ Affidavit of Military Service 12.912(b)	51
✓ Notice for Trial, (<i>You must file this form for a final hearing to be set</i>)	54

Please bring the following forms with you to the final hearing: (Do Not File With Clerk)

✓ Final Disposition Form (Form 1.998)	57
---------------------------------------	----

These forms should be completed and filed, IF APPLICABLE

✓ Memorandum for Certificate of Military Service 12.912(a) (<i>if needed</i>)	60
✓ Certificate of Compliance with Mandatory Disclosure, form 12.932, (09/12) (<i>This must be filed within 45 days of service of the petition on the respondent, if not filed at the time of the petition, unless you and your spouse have agreed not to exchange these documents.</i>)	63
✓ Notice of Action for Dissolution of Marriage 12.913(a)(1) (<i>Only if you are publishing/cannot find spouse</i>)	67
✓ Affidavit of Diligent Search and Inquiry 12.913(b), (<i>Only if your spouse cannot be found, (11/12)</i>)	70
✓ Motion for Default 12.922(a) (<i>if other party does not file an answer</i>)	74
✓ Disclosure from Nonlawyer 12.900(a) (<i>use only if someone not an attorney helped you fill out the forms</i>), (11\12)	76
✓ Designation of Current Mailing and E-Mail Address and Directions to Provide E-mail Address to Court Administration, A.O. 2.310, (04/13)	80
✓ Notice of Change of Address, (09/14) (<i>Must be filed whenever you change your address</i>)	83
✓ Affidavit of Corroborating Witness 12.902(i) (<i>Use only if you do not have a driver's license or proper identification to show residency for 6 months or more prior to filing.</i>) By request only	

Fees:


Filing fee	\$ 409.00*
Summons Issue fee payable to Sharon R. Bock, Clerk & Comptroller, Palm Beach County	\$ 10.00*
Sheriff Service fee: (payable to <u>PBSO</u> by check or money order)	\$ 40.00
<i>If the Respondent resides outside of Palm Beach County, it is YOUR RESPONSIBILITY to contact the Sheriff's Office of that county in order to have the Respondent served with the proper documents</i>	
Constructive Service (Publication - Only if your spouse cannot be found)	\$ 194.00**
Mediation fees <u>per person</u> :	
if the combined income of the parties is \$50,000.00 or less	\$ 60.00*
if the combined income is \$50,000.00 or more	\$ 120.00*

If the combined income of the parties is greater than \$100,000.00, private mediation is required.

* Fees may be paid by cash, credit card, your personal check or money order payable to Sharon R. Bock, Clerk & Comptroller, Palm Beach County.

** Money Order only Made Payable to PBDBR

If you do not have the money to pay the filing fee, you may obtain an Application for Determination of Civil Indigent Status from the clerk, fill it out, and the clerk will determine whether you are eligible to have filing fees deferred.



READ THE INSTRUCTIONS/INFORMATION BEFORE COMPLETING THE FORMS FOR FILING

DO NOT SIGN ANY DOCUMENTS THAT REQUIRE A NOTARY OR DEPUTY CLERK UNTIL YOU ARE IN FRONT OF THE NOTARY OR DEPUTY CLERK

INSTRUCTIONS FOR FILING

- **The forms should be typed or printed in black ink.**
- **Some of the forms must be signed before a notary or deputy clerk.**
- Make 2 copies of all the documents that you complete (only ones that you are using) – one for yourself and one for your spouse, *except* make 3 copies of the Notice of Related Cases (one extra copy is required for the Unified Family Court Unit).
- The petitioner should file the originals with the Clerk & Comptroller's office and pay the filing fee. Each *original* form should have all pages clipped together before filing (copies may be stapled together).
- If you want your copies stamped with the date of filing, make sure you give the Clerk your copies. **(If you mail your documents, make sure you provide an extra pre-addressed stamped envelope so they may return your copies)**
- After mediation, the petitioner may file a **Notice for Trial** to request a final hearing.
- If mediation is not applicable then file **Notice for Trial**.
- After the Notice for Trial has been filed, the parties will be contacted by mail regarding a court date.
- You will **not** get a final hearing date for your divorce unless you file the **Notice for Trial**.
- **IT IS YOUR RESPONSIBILITY TO KEEP TRACK OF YOUR CASE**

CAUTION:

Forms are to be completed in block letters or typed; **NO EXCEPTIONS!** Names must be the same on all forms completed by the parties; no full names on one document and initials on another. This packet may not contain all the forms you may need to file your case. Additional forms are available in the Clerk & Comptroller's Self Service Center at each courthouse location. The Clerk & Comptroller's Clerks can not suggest specific information to be included in the blanks on your forms or fill out forms for you.

REMEMBER !

BRING OR SEND PRE-ADDRESSED (PRINT NAME AND ADDRESS) STAMPED ENVELOPES WITH YOUR PAPERS FOR EACH PARTY ON YOUR CASE: Petitioner, Respondent, and/or Attorney (if applicable)

It is your responsibility to file any change to your address on the attached form.



FAMILY LAW FORMS, COMMENTARY, AND INSTRUCTIONS GENERAL INFORMATION FOR SELF-REPRESENTED LITIGANTS (09/13)

You should read this General Information thoroughly before taking any other steps to file your case or represent yourself in court. Most of this information is **not** repeated in the attached forms. This information should provide you with an overview of the court system, its participants, and its processes. It should be useful whether you want to represent yourself in a pending matter or have a better understanding of the way family court works. **This is not intended as a substitute for legal advice from an attorney. Each case has its own particular set of circumstances, and an attorney may advise you of what is best for you in your individual situation.**

These instructions are not the only place that you can get information about how a family case works. You may want to look at other books for more help. The Florida Statutes, Florida Family Law Rules of Procedure, Florida Rules of Civil Procedure, and other legal information or books may be found at the public library or in a law library at your county courthouse or a law school in your area. If you are filing a petition for **Name Change** and/or **Adoption**, these instructions may not apply.

If the word(s) is printed in **bold**, this means that the word is being emphasized. Throughout these instructions, you will also find words printed in **bold and underlined**. This means that the definitions of these words may be found in the glossary of common family law terms at the end of this general information section.

Commentary

1995 Adoption. To help the many people in family law court cases who do not have attorneys to represent them (pro se litigants), the Florida Supreme Court added these simplified forms and directions to the Florida Family Law Rules of Procedure. The directions refer to the Florida Family Law Rules of Procedure or the Florida Rules of Civil Procedure. Many of the forms were adapted from the forms accompanying the Florida Rules of Civil Procedure. Practitioners should refer to the committee notes for those forms for rule history.

The forms were adopted by the Court pursuant to *Family Law Rules of Procedure*, 667 So. 2d 202 (Fla. 1995); *In re Petition for Approval of Forms Pursuant to Rule 10-1.1(b) of the Rules Regulating the Florida Bar—Stepparent Adoption Forms*, 613 So. 2d 900 (Fla. 1992); *Rules Regulating the Florida Bar—Approval of Forms*, 581 So. 2d 902 (Fla. 1991).

Although the forms are part of these rules, they are not all inclusive and additional forms, as necessary, should be taken from the Florida Rules of Civil Procedure as provided in Florida Family Law Rules of Procedure. Also, the following notice has been included to strongly encourage individuals to seek the advice, when needed, of an attorney who is a member in good standing of the Florida Bar.

1997 Amendment. In 1997, the Florida Family Law Forms were completely revised to simplify and correct the forms. Additionally, the appendices were eliminated, the instructions contained in the appendices were incorporated into the forms, and the introduction following the Notice to Parties was created. Minor changes were also made to the Notice to Parties set forth below.

General Information for Self-Represented Litigants (09/13)

NOTICE TO PARTIES WHO ARE NOT REPRESENTED BY AN ATTORNEY WHO IS A MEMBER IN GOOD STANDING OF THE FLORIDA BAR

If you have questions or concerns about these forms, instructions, commentary, the use of the forms, or your legal rights, it is strongly recommended that you talk to an attorney. If you do not know an attorney, you should call the lawyer referral service listed in the yellow pages of the telephone book under "Attorney." If you do not have the money to hire an attorney, you should call the legal aid office in your area.

Because the law does change, the forms and information about them may have become outdated. You should be aware that changes may have taken place in the law or court rules that would affect the accuracy of the forms or instructions.

In no event will the Florida Supreme Court, The Florida Bar, or anyone contributing to the production of these forms or instructions be liable for any direct, indirect, or consequential damages resulting from their use.

FAMILY LAW PROCEDURES

Communication with the court Ex parte communication is communication with the judge with only one party present. Judges are not allowed to engage in ex parte communication except in very limited circumstances, so, absent specific authorization to the contrary, you should not try to speak with or write to the judge in your case unless the other party is present or has been properly notified. **If you have something you need to tell the judge, you must ask for a hearing and give notice to the other party or file a written statement in the court file and send a copy of the written statement to the other party.**

Filing a case. A case begins with the filing of a petition. A petition is a written request to the court for some type of legal action. The person who originally asks for legal action is called the petitioner and remains the petitioner throughout the case.

A petition is given to the clerk of the circuit court, whose office is usually located in the county courthouse or a branch of the county courthouse. A case number is assigned and an official court file is opened. Delivering the petition to the clerk's office is called filing a case. A filing fee is usually required.

Once a case has been filed, a copy must be given to (served on) the respondent. The person against whom the original legal action is being requested is called the respondent, because he or she is expected to respond to the petition. The respondent remains the respondent throughout the case.

Service. When one party files a petition, motion, or other pleading, the other party must be "served" with a copy of the document. This means that the other party is given proper notice of the pending action(s) and any scheduled hearings. Personal service of the petition and summons on the respondent by a deputy sheriff or private process server is required in all original petitions and supplemental petitions, unless constructive service is permitted by law. Personal service may also be required in other actions by some judges. After initial service of the original or supplemental petition and summons by a deputy sheriff or private process server, service of most motions and other documents or papers filed in the case generally may be made by regular U.S. mail, or hand delivery. However, service by certified mail is required at other times so you have proof that the other party actually received the papers. The instructions with each form will advise you of the type of service required for that form.

General Information for Self-Represented Litigants (09/13)

If the other party is represented by an attorney, you should serve the attorney and send a copy to the other party, except for original or supplemental petitions, which must be personally served on the respondent.

Other than the original or supplemental petitions, any time you file additional pleadings or motions in your case, you must provide a copy to the other party and include a **certificate of service**. Likewise, the other party must provide you with copies of everything that he or she files. Service of additional documents is usually completed by U.S. mail. For more information, see the instructions for **Certificate of Service (General)**, Florida Supreme Court Approved Family Law Form 12.914.

Forms for service of process are included in the Florida Family Law Forms, along with more detailed instructions and information regarding service. The instructions to those forms should be read carefully to ensure that you have the other party properly served. **If proper service is not obtained, the court cannot hear your case.**

Note: If you absolutely do not know where the other party to your case lives or if the other party resides in another state, you may be able to use **constructive service**. However, if constructive service is used, other than granting a divorce, the court may only grant limited relief, which cannot include either alimony or child support. For more information on constructive service, see **Notice of Action for Dissolution of Marriage (No Child or Financial Support)**, Florida Supreme Court Approved Family Law Form 12.913(a)(1), **Notice of Action for Family Cases with Minor Child(ren)**, Florida Supreme Court Approved Family Law Form 12.913(a)(2), **Affidavit of Diligent Search and Inquiry**, Florida Family Law Rules of Procedure Form 12.913(b), and **Affidavit of Diligent Search**, Florida Family Law Rules of Procedure Form 12.913(c). Additionally, if the other party is in the military service of the United States, additional steps for service may be required. See, for example, **Memorandum for Certificate of Military Service**, Florida Supreme Court Approved Family Law Form 12.912(a). In sum, the law regarding constructive service and service on an individual in the military is very complex and you may wish to consult an attorney regarding these issues.

Default... After being served with a petition or **counterpetition**, the other party has 20 days to file a response. If a response to a petition is not filed, the petitioner may file a **Motion for Default**, Florida Supreme Court Approved Family Law Form 12.922(a), with the clerk. This means that you may proceed with your case and set a **final hearing**, and a **judge** will make a decision, even if the other party will not cooperate. For more information, see rule 12.080(c), Florida Family Law Rules of Procedure.

Answer and Counterpetition... After being served, the respondent has 20 days to file an answer admitting or denying each of the allegations contained in the petition. In addition to an answer, the respondent may also file a counterpetition. In a counterpetition, the respondent may request the same or some other relief or action not requested by the petitioner. If the respondent files a counterpetition, the petitioner should then file an **Answer to Counterpetition**, Florida Supreme Court Approved Family Law Form 12.903(d), and either admit or deny the allegations in the respondent's counterpetition.

Mandatory disclosure... Rule 12.285, Florida Family Law Rules of Procedure, requires each party in a **dissolution of marriage** to exchange certain information and documents, and file a **Family Law Financial Affidavit**, Florida Family Law Rules of Procedure Form 12.902(b) or (c). Failure to make this required disclosure within the time required by the Florida Family Law Rules of Procedure may allow the court to dismiss the case or to refuse to consider the pleadings of the party failing to comply. This requirement also must be met in other family law cases, **except** adoptions, simplified dissolutions of marriage, enforcement proceedings, contempt proceedings, and proceedings for injunctions for domestic or repeat violence. The **Certificate of Compliance with Mandatory Disclosure**, Florida Family Law Rules of Procedure Form 12.932, lists the documents that must be given to the other party. For more information see rule 12.285, Florida Family Law Rules of Procedure, and the instructions to the **Certificate of Compliance with Mandatory Disclosure**, Florida Family Law Rules of Procedure Form 12.932.

Parenting Plan. If your case involves minor or dependent child(ren), a **Parenting Plan** shall be approved or established by the court. **Parenting Plan**, Florida Supreme Court Approved Family Law Form, 12.995(a), **Safety-Focused Parenting Plan**, Florida Supreme Court Approved Family Law Form 12.995(b), or **Relocation/Long Distance Parenting Plan**, Florida Supreme Court Approved Family Law Form 12.995(c). The Parenting Plan shall be developed and agreed to by the parents and approved by a court. **If the parents cannot agree, or if the agreed Parenting Plan is not approved, the court must establish a Parenting Plan.** The Parenting Plan shall contain a time-sharing schedule and should address the issues regarding the child(ren)'s education, health care, and physical, social, and emotional well-being.

Setting a hearing or trial. Generally, the court will have hearings on motions, final hearings on **uncontested** or **default** cases, and trials on contested cases. Before setting your case for **final hearing** or trial, certain requirements such as completing mandatory disclosure and filing certain papers and having them served on the other party must be met. These requirements vary depending on the type of case and the procedures in your particular jurisdiction. For further information, you should refer to the instructions for the type of form you are filing.

Next, you must obtain a hearing or trial date so that the court may consider your request. You should ask the clerk of court, or **family law intake staff** about the local procedure for setting a hearing or trial, which you should attend. These family law forms contain **orders** and **final judgments**, which the judge may use. You should ask the clerk of court or family law intake staff if you need to bring one of these forms with you to the hearing or trial. If so, you should type or print the heading, including the circuit, county, case number, division, and the parties' names, and leave the rest blank for the judge to complete at your hearing or trial.

Below are explanations of symbols or parts of different family law forms...

{specify}, {date}, {name(s)}, {street}, {city}, {state}, {phone}

Throughout these forms, you will find hints such as those above. These tell you what to put in the blank(s).

[**one only**] [**all that apply**]

These show how many choices you should check. Sometimes you may check only one, while other times you may check several choices. () This also shows an area where you must make a choice. Check the () in front of the choice that applies to you or your case.

IN THE CIRCUIT COURT OF THE _____ (1) _____ JUDICIAL CIRCUIT,
IN AND FOR _____ (2) _____ COUNTY, FLORIDA

Case No.: _____ (3)
Division: _____ (4)

(5)
Petitioner,
and

(6)
Respondent.

General Information for Self-Represented Litigants (09/13)

- Line 1** The clerk of court can tell you the number of your judicial circuit. Type or print it here.
- Line 2** Type or print your county name on line (2).
- Line 3** If you are filing an initial petition or pleading, the Clerk of the Court will assign a case number after the case is filed. You should type or print this case number on all papers you file in this case.
- Line 4** The clerk of the court can tell you the name of the division in which your case is being filed, and you should type or print it here. Divisions vary from court to court. For example, your case may be filed in the civil division, the family division, or the juvenile division.
- Line 5** Type or print the legal name of the person who originally filed the case on line 5. This person is the petitioner because he/she is the one who filed the original petition.
- Line 6** Type or print the other party's legal name on line 6. The other party is the respondent because he/she is responding to the petition.

I understand that I am swearing or affirming under oath to the truthfulness of the claims made in this petition and that the punishment for knowingly making a false statement includes fines and/or imprisonment.

Dated: _____ (1)

(2)
Signature of Petitioner
Printed Name: _____ (3)
Address: _____ (4)
City, State, Zip: _____ (5)
Telephone Number: _____ (6)
Fax Number: _____ (7)
E-mail Address: _____ (8)

Some forms require that your signature be witnessed. You must sign the form in the presence of a **notary public** or deputy clerk (employee of the clerk of the court's office). When signing the form, you must have a valid photo identification unless the notary knows you personally. You should completely fill in all lines (1 & 3-8) except 2 with the requested information, if applicable. **Line 2, the signature line, must be signed in the presence of the notary public or deputy clerk.**

General Information for Self-Represented Litigants (09/13)

STATE OF FLORIDA
COUNTY OF _____

Sworn to or affirmed and signed before me on _____ by _____.

NOTARY PUBLIC or DEPUTY CLERK

[Print, type, or stamp commissioned name of notary or clerk.]

_____ Personally known
_____ Produced identification
_____ Type of identification produced _____

DO NOT SIGN OR FILL IN THIS PART OF ANY FORM. This section of the form is to be completed by the notary public who is witnessing your signature.

IF A NONLAWYER HELPED YOU FILL OUT THIS FORM, HE/SHE MUST FILL IN THE BLANKS BELOW:

[fill in all blanks] This form was prepared for the: *{either Petitioner or Respondent; or Husband or Wife}*

This form was completed with the assistance of:

{name of individual } _____ (1)
{name of business} _____ (2)
{address} _____ (3)
{city} _____ (4), *{state}* _____ (5), *{telephone number}* _____ (6).

This section should be completed by anyone who helps you fill out these forms but is **not** an attorney who is a member in good standing of The Florida Bar, which means that he or she is not licensed to practice law in Florida.

Line 1 The nonlawyer who helps you should type or print his or her name on line 1.
Lines 2–6 The nonlawyer’s business name, address, (including street, city, state, and telephone number) should be typed or printed on lines 2–6.

In addition, a **Disclosure from Nonlawyer**, Florida Family Law Rules of Procedure Form 12.900(a), should be completed if a nonlawyer assists you. The disclosure is available as a family law form and should be completed before the nonlawyer helps you. This is to be sure that you understand the role and limitations of a nonlawyer. You and the nonlawyer should keep a copy of this disclosure for your records.

INSTRUCTIONS FOR FLORIDA FAMILY LAW RULES OF PROCEDURE FORM 12.928, COVER SHEET FOR FAMILY COURT CASES (11/13)

When should this form be used?

The Cover Sheet for Family Court Cases and the information contained in it neither replace nor supplement the filing and service of pleadings or other documents as required by law. This form shall be filed by the petitioner/party opening or reopening a case for the use of the clerk of the circuit court for the purpose of reporting judicial workload data pursuant to Florida Statutes section 25.075.

This form should be typed or printed in black ink. The petitioner must **file** this cover sheet with the first pleading or motion filed to open or reopen a case in all domestic and juvenile cases.

What should I do next?

Follow these instructions for completing the form:

- I. Case Style. Enter the name of the court, the appropriate case number assigned at the time of filing of the original petition, the name of the judge assigned (if applicable), and the name (last, first, middle initial) of the petitioner(s) and respondent(s).

- II. Type of Action /Proceeding. Place a check beside the proceeding you are initiating. If you are simultaneously filing more than one type of proceeding against the same opposing party, such as a modification and an enforcement proceeding, complete a separate cover sheet for each action being filed.
 - (A) Initial Action/Petition
 - (B) Reopening Case. If you check "Reopening Case," indicate whether you are filing a modification or supplemental petition or an action for enforcement by placing a check beside the appropriate action/petition.
 1. Modification/Supplemental Petition
 2. Motion for Civil Contempt/ Enforcement
 3. Other – All reopening actions not involving modification/supplemental petitions or petition enforcement.

- III. Type of Case. Place a check beside the appropriate case. If the case fits more than one category, select the most definitive. Definitions of the categories are provided below.
 - (A) Simplified Dissolution of Marriage- petitions for the termination of marriage pursuant to Florida Family Law Rule of Procedure 12.105.
 - (B) Dissolution of Marriage - petitions for the termination of marriage pursuant to Chapter 61, Florida Statutes, other than simplified dissolution.
 - (C) Domestic Violence - all matters relating to injunctions for protection against domestic violence pursuant to section 741.30, Florida Statutes.

Instructions for Florida Family Law Rules of Procedure Form 12.928, Cover Sheet for Family Court Cases (11/13)


- (D) Dating Violence - all matters relating to injunctions for protection against dating violence pursuant to section 784.046, Florida Statutes.
- (E) Repeat Violence - all matters relating to injunctions for protection against repeat violence pursuant to section 784.046, Florida Statutes.
- (F) Sexual Violence - all matters relating to injunctions for protection against sexual violence pursuant to section 784.046, Florida Statutes.
- (G) Stalking-all matters relating to injunctions for protection against stalking pursuant to section 784.0485, Florida Statutes
- (H) Support - IV-D - all matters relating to child or spousal support in which an application for assistance has been filed with the Department of Revenue, Child Support Enforcement under Title IV-D, Social Security Act, except for such matters relating to dissolution of marriage petitions (sections 409.2564, 409.2571, and 409.2597, Florida Statutes), paternity, or UIFSA.
- (I) Support-Non IV-D - all matters relating to child or spousal support in which an application for assistance has **not** been filed under Title IV-D, Social Security Act.
- (J) UIFSA- IV-D - all matters relating to Chapter 88, Florida Statutes, in which an application for assistance has been filed under Title IV-D, Social Security Act.
- (K) UIFSA - Non IV-D - all matters relating to Chapter 88, Florida Statutes, in which an application for assistance has **not** been filed under Title IV-D, Social Security Act.
- (L) Other Family Court - all matters involving time-sharing and/or parenting plans relating to minor child(ren), support unconnected with dissolution of marriage, annulment, delayed birth certificates pursuant to Florida Statutes section 382.0195, expedited affirmation of parental status pursuant to Florida Statutes section 742.16, termination of parental rights proceedings pursuant to Florida Statutes section 63.087, declaratory judgment actions related to premarital, marital, post-marital agreements, or other matters not included in the categories above.
- (M) Adoption Arising Out Of Chapter 63 - all matters relating to adoption pursuant to Chapter 63, Florida Statutes, excluding any matters arising out of Chapter 39, Florida Statutes.
- (N) Name Change - all matters relating to name change, pursuant to section 68.07, Florida Statutes.
- (O) Paternity/Disestablishment of Paternity – all matters relating to paternity pursuant to Chapter 742, Florida Statutes.
- (P) Juvenile Delinquency - all matters relating to juvenile delinquency pursuant to Chapter 985, Florida Statutes.
- (Q) Petition for Dependency - all matters relating to petitions for dependency.
- (R) Shelter Petition – all matters relating to shelter petitions pursuant to Chapter 39, Florida Statutes.
- (S) Termination of Parental Rights Arising Out Of Chapter 39 – all matters relating to termination of parental rights pursuant to Chapter 39, Florida Statutes.
- (T) Adoption Arising Out Of Chapter 39 – all matters relating to adoption pursuant to Chapter 39, Florida Statutes.
- (U) CINS/FINS – all matters relating to children in need of services (and families in need of services) pursuant to Chapter 984, Florida Statutes.

ATTORNEY OR PARTY SIGNATURE. Sign the Cover Sheet for Family Court Cases. Print legibly the name of the person signing the Cover Sheet for Family Court Cases. Attorneys must include a Florida Bar number. Insert the date the Cover Sheet for Family Court Cases is signed. Signature is a certification that filer has provided accurate information on the Cover Sheet for Family Court Cases.

Nonlawyer Remember, a person who is NOT an attorney is called a nonlawyer. If a nonlawyer helps you fill out these forms, that person must give you a copy of **Disclosure from Nonlawyer**, Florida Family Law Rules of Procedure Form 12.900(a), before he or she helps you. A nonlawyer helping you fill out these forms also **must** put his or her name, address, and telephone number on the bottom of the last page of every form he or she helps you complete.

Where can I look for more information?

Before proceeding, you should read “General Information for Self-Represented Litigants” found at the beginning of these forms. For further information, see Rule 12.100, Florida Family Law Rules of Procedure.



COVER SHEET FOR FAMILY COURT CASES

I. Case Style

IN THE CIRCUIT COURT OF THE FIFTEENTH JUDICIAL CIRCUIT,
IN AND FOR PALM BEACH COUNTY, FLORIDA

Case No.: _____

Judge: _____

Petitioner

and

Respondent


II. Type of Action/Proceeding. Place a check beside the proceeding you are initiating. If you are simultaneously filing more than one type of proceeding against the same opposing party, such as a modification and an enforcement proceeding, complete a separate cover sheet for each action being filed. **If you are reopening a case, choose one of the three options below it.**

- (A) ___ Initial Action/Petition
- (B) ___ Reopening Case
 - 1. ___ Modification/Supplemental Petition
 - 2. ___ Motion for Civil Contempt/Enforcement
 - 3. ___ Other

III. Type of Case. If the case fits more than one type of case, select the most definitive.

- (A) ___ Simplified Dissolution of Marriage
- (B) ___ Dissolution of Marriage
- (C) ___ Domestic Violence
- (D) ___ Dating Violence
- (E) ___ Repeat Violence
- (F) ___ Sexual Violence
- (G) ___ Stalking
- (H) ___ Support IV-D (Department of Revenue, Child Support Enforcement)
- (I) ___ Support Non-IV-D (**not** Department of Revenue, Child Support Enforcement)
- (J) ___ UIFSA IV-D (Department of Revenue, Child Support Enforcement)
- (K) ___ UIFSA Non-IV-D (**not** Department of Revenue, Child Support Enforcement)
- (L) ___ Other Family Court
- (M) ___ Adoption Arising Out Of Chapter 63
- (N) ___ Name Change
- (O) ___ Paternity/Disestablishment of Paternity
- (P) ___ Juvenile Delinquency

Florida Family Law Rules of Procedure Form 12.928, Cover Sheet for Family Court Cases (11/13)



- (Q) _____ Petition for Dependency
- (R) _____ Shelter Petition
- (S) _____ Termination of Parental Rights Arising Out Of Chapter 39
- (T) _____ Adoption Arising Out Of Chapter 39
- (U) _____ CINS/FINS

IV. Rule of Judicial Administration 2.545(d) requires that a Notice of Related Cases Form, Family Law Form 12.900(h), be filed with the initial pleading/petition by the filing attorney or self-represented litigant in order to notify the court of related cases. Is Form 12.900(h) being filed with this Cover Sheet for Family Court Cases and initial pleading/petition?

- _____ No, to the best of my knowledge, no related cases exist.
- _____ Yes, all related cases are listed on Family Law Form 12.900(h).

ATTORNEY OR PARTY SIGNATURE

I CERTIFY that the information I have provided in this cover sheet is accurate to the best of my knowledge and belief.

Signature _____ FL Bar No.: _____
 Attorney or party (Bar number, if attorney)

 (Type or print name) (E-mail Address(es))

 Date

IF A NONLAWYER HELPED YOU FILL OUT THIS FORM, HE/SHE MUST FILL IN THE BLANKS BELOW: [fill in all blanks]

This form was prepared for the: *{choose only one}* () Petitioner () Respondent


This form was completed with the assistance of:

{name of individual} _____,

{name of business} _____,

{address} _____,

{city} _____, *{state}* _____, *{telephone number}* _____.



INSTRUCTIONS FOR FLORIDA SUPREME COURT APPROVED FAMILY LAW FORM 12.901(b)(3), PETITION FOR DISSOLUTION OF MARRIAGE WITH NO DEPENDENT OR MINOR CHILD(REN) OR PROPERTY(05/12)

When should this form be used?

This form may be used when a husband or wife is filing for a **dissolution of marriage**, and the husband and wife have no **marital assets** and/or **marital liabilities** and they do not have any dependent children nor is the wife pregnant. You and/or your spouse must have lived in Florida for at least 6 months before filing for a dissolution in Florida. If you and your spouse agree on all issues and both can attend the hearing, you may want to file a **Petition for Simplified Dissolution of Marriage**, Florida Family Law Rules of Procedure Form 12.901(a). However, you may use this form if **all** of the following are true:

- You have no marital assets or marital debts.
- Neither you nor your spouse is seeking support (alimony).

This form should be typed or printed in black ink. After completing this form, you should sign the form before a **notary public** or **deputy clerk**. You should **file** the original with the **clerk of the circuit court** in the county where you live and keep a copy for your records. Because you are filing the **petition** in this proceeding, you may also be referred to as the **petitioner** and your spouse as the **respondent**.

What should I do next?

For your case to proceed, you must properly notify your spouse of the **petition**. If you know where he or she lives, you should use **personal service**. If you absolutely do not know where he or she lives, you may use **constructive service**. You may also be able to use constructive service if your spouse resides in another state or country. However, if constructive service is used, other than granting a divorce, the court may only grant limited relief, which cannot include spousal support (alimony). For more information on constructive service, see **Notice of Action for Dissolution of Marriage (No Child or Financial Support)**, Florida Supreme Court Approved Family Law Form 12.913(a)(1), and **Affidavit of Diligent Search and Inquiry**, Florida Family Law Rules of Procedure Form 12.913(b). If your spouse is in the military service of the United States, additional steps for service may be required. See, for example, **Memorandum for Certificate of Military Service**, Florida Supreme Court Approved Family Law Form 12.912(a) and **Affidavit of Military Service**, Florida Supreme Court Approved Family Law Form 12.912(b). In sum, the law regarding constructive service and service on an individual in the military service is very complex and you may wish to consult an attorney regarding these issues.

If personal service is used, your spouse has 20 days to answer after being served with your petition. Your case will then generally proceed in one of the following three ways:

DEFAULT... If after 20 days, your spouse has not filed an **answer**, you may file a **Motion for Default**, Florida Supreme Court Approved Family Law Form 12.922(a), with the clerk of court. Then, if you have filed all of the required papers, you may call the clerk, **family law intake staff**, or **judicial assistant** to set a **final hearing**. You must notify your spouse of the hearing by using a **Notice of Hearing (General)**, Florida Supreme Court Approved Family Law Form 12.923, or other appropriate notice of hearing form.

Instructions for Florida Supreme Court Approved Law Form 12.901(b)(3), Petition for Dissolution of Marriage with No Dependent or Minor Child(ren) or Property (05/12)